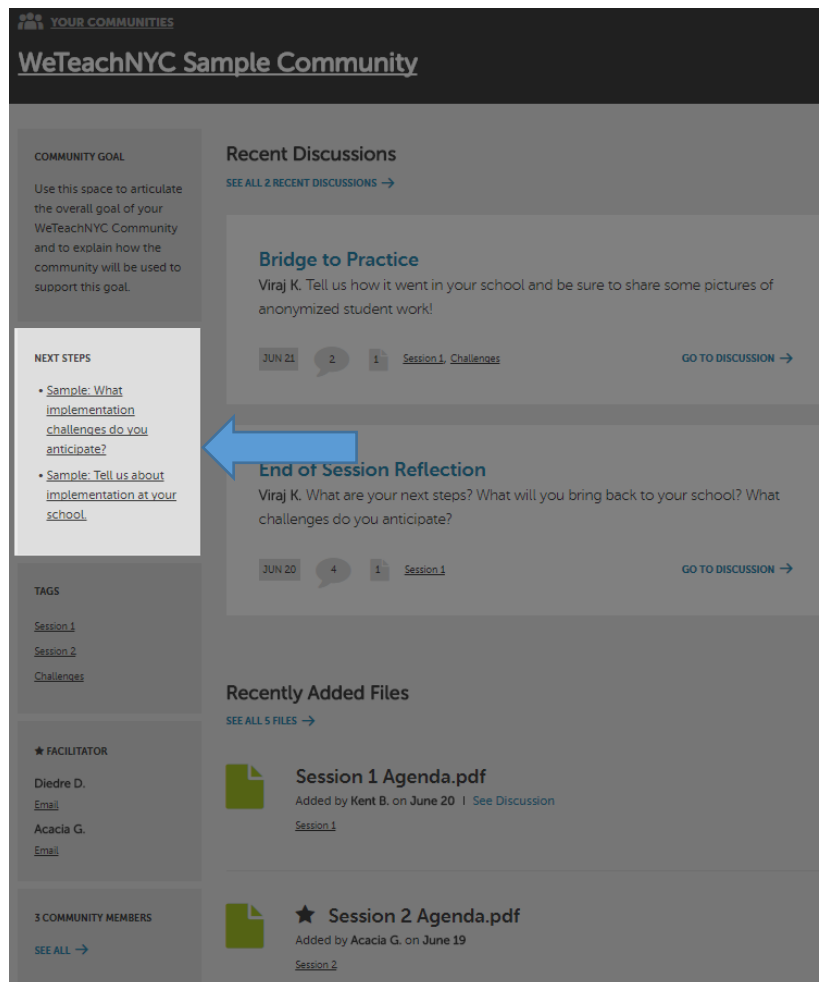


Next Steps

The Next Steps section helps you to know exactly what to do before, during and after sessions. Next steps clarify and provide reminders to you of what work should be completed between sessions, and they help to connect discussions with corresponding work.



YOUR COMMUNITIES

WeTeachNYC Sample Community

COMMUNITY GOAL

Use this space to articulate the overall goal of your WeTeachNYC Community and to explain how the community will be used to support this goal.

NEXT STEPS

- Sample: [What implementation challenges do you anticipate?](#)
- Sample: [Tell us about implementation at your school.](#)

TAGS

[Session 1](#)

[Session 2](#)

[Challenges](#)

★ FACILITATOR

Diedre D.
[Email](#)

Acacia G.
[Email](#)

3 COMMUNITY MEMBERS

[SEE ALL →](#)

Recent Discussions

[SEE ALL 2 RECENT DISCUSSIONS →](#)

Bridge to Practice

Viraj K. Tell us how it went in your school and be sure to share some pictures of anonymized student work!

JUN 21 2 1 [Session 1 Challenges](#) [GO TO DISCUSSION →](#)


End of Session Reflection

Viraj K. What are your next steps? What will you bring back to your school? What challenges do you anticipate?

JUN 20 4 1 [Session 1](#) [GO TO DISCUSSION →](#)


Recently Added Files

[SEE ALL 5 FILES →](#)

 **Session 1 Agenda.pdf**

Added by Kent B. on June 20 | [See Discussion](#)

[Session 1](#)

 **★ Session 2 Agenda.pdf**

Added by Acacia G. on June 19

[Session 2](#)