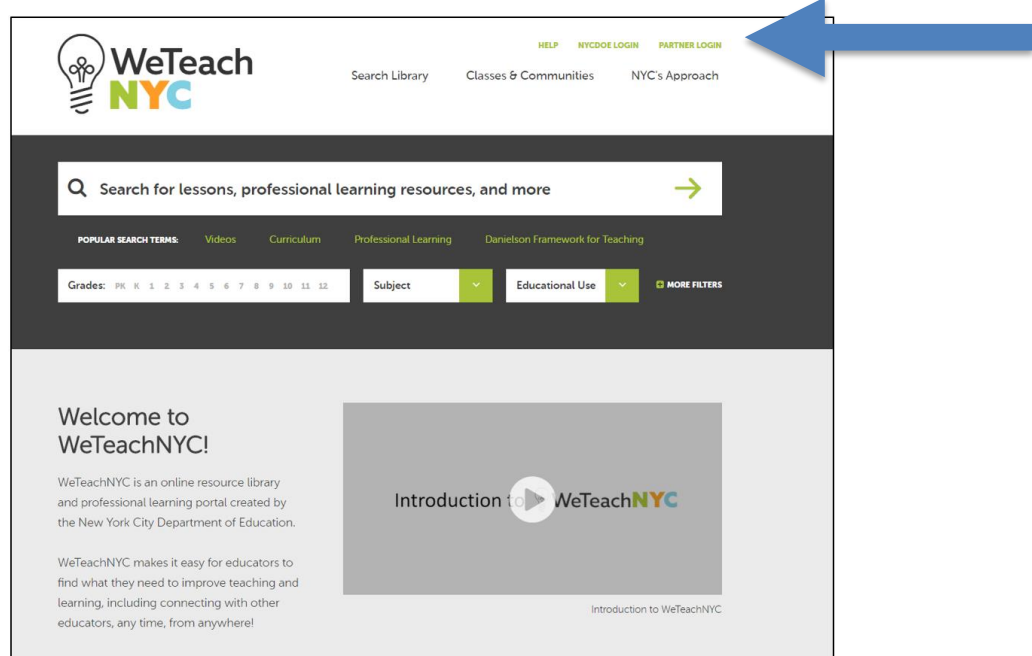
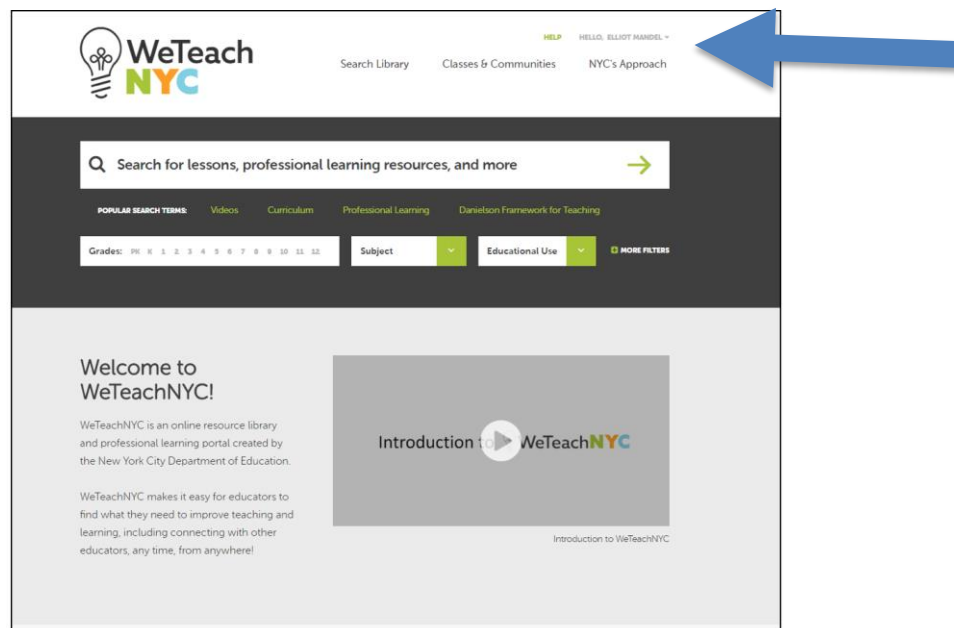


Using your WeTeachNYC Profile


On the WeTeachNYC home page (weteachnyc.org), click the link at the top of the page to login with your NYCDOE or partner credentials.



Once you have logged in, you will see the homepage with your name in the upper right hand corner of the screen.

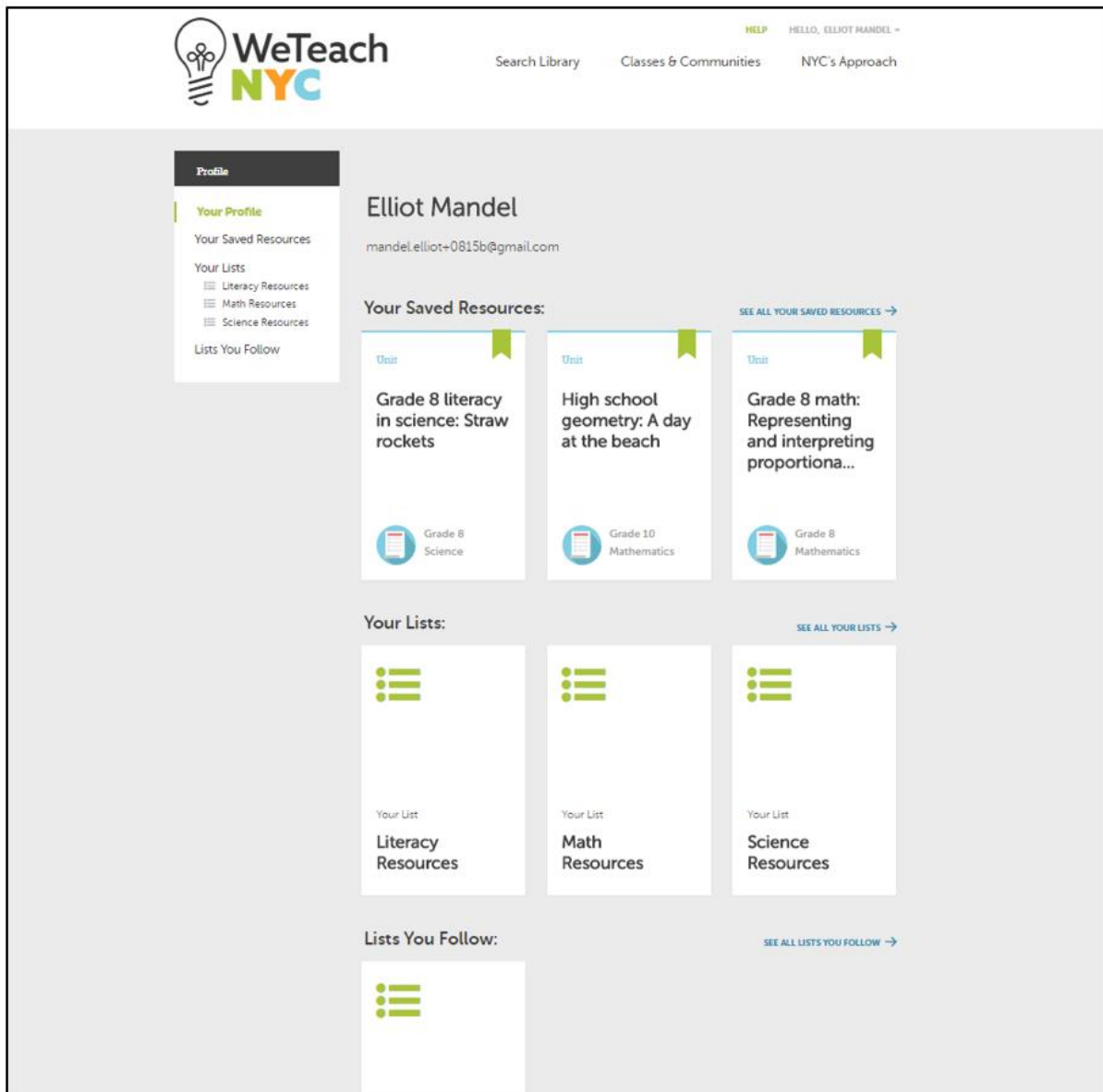


Click your name to see a dropdown menu and select 'view your profile'.



This is your profile page, visible only to you. It contains three sections:

- **Your Saved Resources:** contains all the resources you saved for later reference. Any resources you save from the Library will appear here.
- **Your Lists:** displays lists you have created to categorize your saved resources.
- **Lists You Follow:** shows the other educators lists that you have found helpful and decided to follow.



The screenshot shows the WeTeachNYC user interface. At the top, there is a navigation bar with the WeTeachNYC logo, a search bar, and links for 'Search Library', 'Classes & Communities', and 'NYC's Approach'. A user profile for 'Elliot Mandel' is displayed, including his email 'mandel.elliott+0815b@gmail.com'. The profile is divided into sections: 'Your Saved Resources' (three cards for Grade 8 literacy, High school geometry, and Grade 8 math), 'Your Lists' (three cards for Literacy Resources, Math Resources, and Science Resources), and 'Lists You Follow' (one card). A sidebar on the left contains a 'Profile' menu with options for 'Your Profile', 'Your Saved Resources', 'Your Lists', and 'Lists You Follow'.

For questions or comments about WeTeachNYC, please contact WeTeachNYC@schools.nyc.gov.