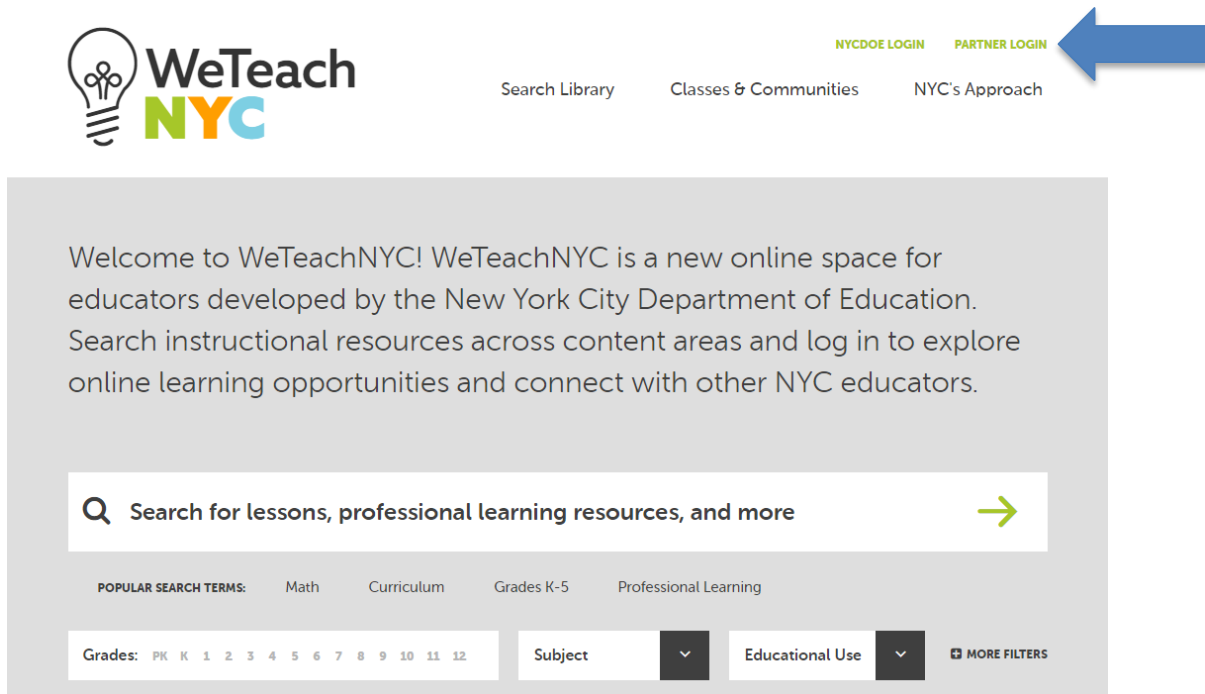


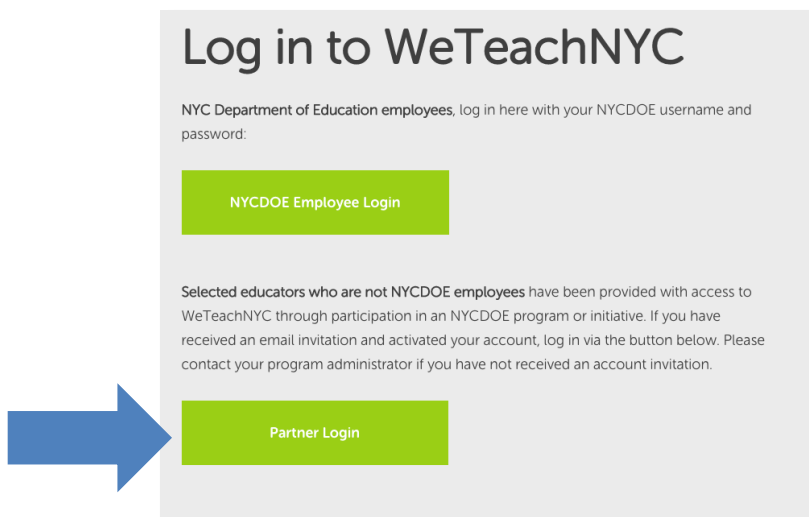
Logging into the WeTeachNYC for Partners

The partner login is for selected educators who are not New York City Department of Education employees but have access through their participation in an NYCDOE program or initiative. Partners can log in to WeTeachNYC in three steps:

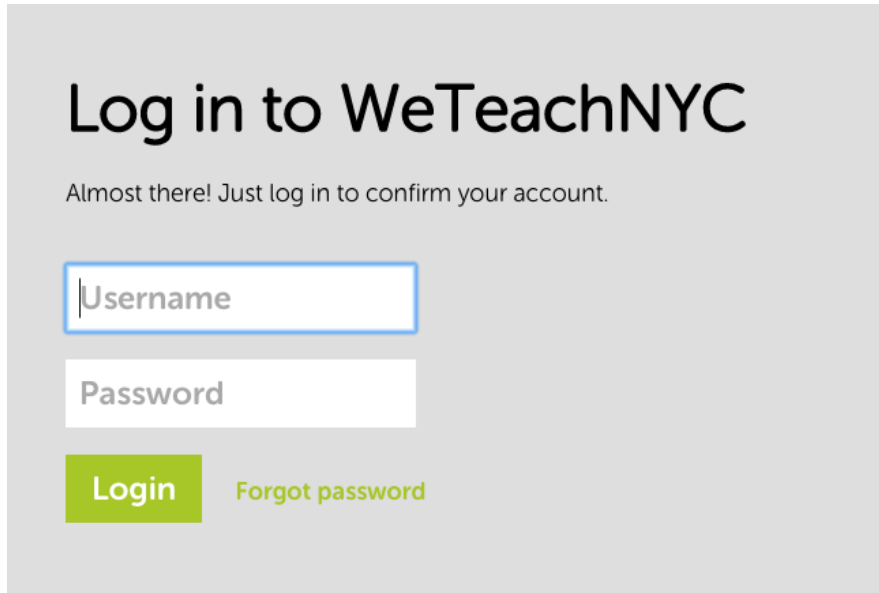
1. Select “Partner Login” in the top right corner of any page, which will take you to the WeTeachNYC login page.



2. Select “Partner Login,” which takes you to the partner login page.



3. Enter your NYCDOE partner username and password and select “Login.” You will automatically be redirected to the WeTeachNYC homepage as a logged-in user.



The screenshot shows the WeTeachNYC login interface. At the top, it says "Log in to WeTeachNYC". Below that, a message reads "Almost there! Just log in to confirm your account." There are two input fields: "Username" and "Password". Below the "Password" field is a green "Login" button and a link that says "Forgot password".

If you don't know your NYCDOE partner username/password or your password is not working, please enter your [email address here](#) and we'll email you a link to reset your password immediately. For immediate support logging in or accessing your account, please call the Service Desk at 212-374-6646.